

# TABLE OF CONTENTS

---

## Contents

<b>TABLE OF CONTENTS.....</b>	<b>2</b>
1. Introduction .....	3
2. Registration Form.....	<b>Error! Bookmark not defined.</b>
3. Login Page.....	<b>Error! Bookmark not defined.</b>
4. Options after Login.....	<b>Error! Bookmark not defined.</b>
4.1 Basic Details .....	<b>Error! Bookmark not defined.</b>
4.2 Netaji Subhas Fellowship .....	<b>Error! Bookmark not defined.</b>
4.2.1 Work/Teaching Experience.....	<b>Error! Bookmark not defined.</b>
4.2.2 Achievements.....	9
4.2.3 Details of Publications.....	9
4.2.4 Fresh Candidate/In-Charge Candidate.....	10
4.2.5 Details of Degree Programme.....	11
4.2.6 Referee Details.....	11
4.2.7 Proficiency in Language.....	12
4.2.8 Relative Details.....	13
4.2.9 Remarks.....	13
4.3 Annexures.....	14
4.4 Preview Application.....	15

# 1. Introduction

---

## 2. Sign Up-New Registration

**Research Leadership Building System**  
INDIAN COUNCIL OF AGRICULTURAL RESEARCH  
AGRICULTURAL EDUCATION DIVISION

Notification User Manual Guidelines Proforma Contact Us Sign Up How To Apply

### New Registration

Fields mentioned with \* sign are mandatory  
If you are already registered, No need to create your account again.

**Personal Info**

Name \*

-Title- First name Middle Name Last Name

Date of Birth \* eg: 1900-12-30 Enter User ID (User ID should be an Email ID)\* Email Address

Enter Password\* Confirm Your Password\* Gender\* I am...

Mobile Number\*(include zero) Phone Number\* Fax

Marital Status\* --Select--

**Place of Work /last place of work**

Institute \* Select 'Others' only if you don't belong to any of the SAU's/ICAR's \*

--Select--

Create Account

Designed & Developed by Division of Computer Applications IASRI - ICAR, New Delhi under the guidance of Agricultural Education Division ICAR, New Delhi Email: cbp@icar.gov.in

ICAR Agricultural Education Portal IASRI

CBP

Copyright © 2021 ICAR

Figure 1. Sign Up (Registration Form)

- The first step in this process is to “Sign Up”. When you will click on Sign Up, you will be redirected to the page as shown in Figure 1.
- Link: <https://rlbs.icar.gov.in/>
- In this sign up page, you need to fill all your basic details like Name, Email, Date of

Birth, Password, Mobile Number, Gender etc.

- When you will click on the “Create Account” button, you will be directed to next page, which is the “Login Page” as shown in Figure 2.

The ICAR Emeritus Scientist Scheme is a structural method of tapping Brain and Skill Bank of the outstanding superannuated professionals.

**NEW - Notification:--Inviting application/nomination for the award of ICAR National**

**ICAR-Emeritus Professor (EP)**  
The ICAR Emeritus Professor Programme is a structural method of tapping Brain and skill bank of the outstanding superannuated professionals of National Agricultural Research and Education system (NARES) by utilizing their talent in teaching courses and uses their experience in addressing nationally important policy issues.  
[Emeritus Professor Report](#)

**ICAR-Emeritus Scientist (ES)**  
The ICAR Emeritus Scientist Programme started during 4th five year plan (1973-74) with an objective of tapping the brain and skill bank of superannuated professionals of NARES by allowing them to complete the work in hand for its conclusion, utilize their talent in teaching specialized courses and use their experience in addressing nationally important policy issues.  
[Emeritus Scientist Report](#)

**ICAR-National Fellow (NF) & National Professor (NP)**  
The National Fellow (NF) programme was initiated in 1978-79 with the objective to promote excellence at national level in agricultural research & education and recognize the meritorious contribution of individual agricultural scientists/teachers and facilitate their research and related activities in agriculture.  
[National Professor Report](#)  
[National Fellow Report](#)

**Username:**

**Password:**

[Sign in](#)

[Forgot your password?](#)  
[New Registration](#)

Designed & Developed by Division of Computer Applications IASRI - ICAR, New Delhi under the guidance of Agricultural Education Division ICAR, New Delhi  
Email: cbp@icar.gov.in

ICAR  
Agricultural Education Portal  
IASRI

CBP

Copyright © 2021 ICAR

Figure 2. Login Page

- In the Login Page, you will have to enter your username and password as created by you at the time of sign up.
- Link: <https://rlbs.icar.gov.in/>
- After entering the username and password, click on the “Sign In”, button to move to the next step.

SHIVAM SINGH

My Profile

SCHEMES

- Basic Details
- Emeritus Scientist
- Emeritus Professor
- National Fellow
- National Professor
- Print Preview

### Select Scheme

Scheme details

Select the scheme:\*

Sr.No	Name of Scheme	Session Year	View/Edit
1	Emeritus Professor	2022-2023	<input type="button" value="View"/>

Copyright © Education Portal 2017-2022

Figure 3. Select Scheme

- When you will login, the page as shown in Figure 3, will get open and in that page you will have to select the scheme.
- After selecting the scheme, you need to click on the “Submit” button and you will be able to view your scheme at the bottom of the. And when you will click on “Next” you will be redirected to next page as shown in Figure 4.
- **Note: It is not mandatory to fill all the details in the form.**

**Research Leadership Building System**  
INDIAN COUNCIL OF AGRICULTURAL RESEARCH  
AGRICULTURAL EDUCATION DIVISION

Notification Guidelines Proforma NOC User Manual

**N.S SHIVALINGE GOWDA** N.S Shivalinge Gowda

### Personal Information

Upload Profile Photo\*

Name: Dr.N.S Shivalinge Gowda Date of Birth: 1958-04-25 Place of work (last): Krishi Vigyana Kendra (KVK,Hadonahalli, Doddaballapura taluk,

Age as on closing date: 64 Years 9 Months 13 Days E-mail Address: pryarak.iasri@gmail.com Discipline: Agricultural Extension Subject Matter Division: Agricultural Extension

In- Service  Retired

Last Designation: Director Date of Superannuation: 25-Jun-2020

Field of Specialization: Agricultural Extension

Pay Scale(Last Salary drawn): HAG + Scale (Rs 67,000-79,000).+1( Basic: 218200 Gross Salary: 309252

Correspondence Address: Bangalore State: Karnataka

Permanent Address: Bangalore State: Karnataka

[Edit](#) [Next](#)

Copyright © Education Portal 2017-2022

Figure 4. Personal Information

- You need to fill all the details in this personal information page after clicking on the “Edit” button.
- **Some fields will be prefilled** and another fields you will have to fill like address, pay scale, salary etc.
- **You will also have to upload your photo.**
- After filling all the details, click on “Next” to move further in the process.

- Next page which will be shown is Academic Qualification.

**Research Leadership Building System**  
INDIAN COUNCIL OF AGRICULTURAL RESEARCH  
AGRICULTURAL EDUCATION DIVISION

Notification Guidelines Proforma NOC User Manual

**N.S SHIVALINGE GOWDA** N.S Shivalinge Gowda

### Academic Qualification

Academic qualification (Attach copies of documents only pdf less than 4mb)

S.No	Degree	University/Institution	Year	Subjects	Percentage/CGPA	Upload Degree
1	B.Sc	University of Agricultura	1979	Agriculture	3.18	Choose File N Degree
2	M.Sc	University of Agricultura	1986	Agricultural Extension	3.94	Choose File N Degree
3	Ph.D	University of Agricultura	1995	Agricultural Extension	3.96	Choose File N Degree
4	Post-Doctorate		-Select-			Choose File N
5	Others		-Select-			Choose File N

[Edit](#) [Submit](#) [Next](#)


Copyright © Education Portal 2017-2022

Figure 5. Academic Qualification

- In this page, you need to fill your academic qualification and have to **upload the documents**.
- After filling all the details, you need to click on the “Next” button to move further.
- After clicking on “Next”, a page as shown in figure 6 will be displayed to enter your Employment Record.



**N.S SHIVALINGE  
 GOWDA**

N.S Shivalinge Gowda 

SCHEMES

Basic Details

Scheme Details

User Details

Education Qualification

Employment Record

Research Experience

Courses Taught

Student Guided

No. Of Publication

Awards/Recognition

Fellowship of Academies

Patent/Copyrights

Training Conducted

Emeritus Professor

Print Preview

Final Submit

### Employment Record

Employment Record (starting from the present position)

Designation:  Pay Scale/Pay Band with Grade Pay/Research Grade Pay/Pay Level:

Major Discipline of work experience:  Nature of work:

Organisation/Institute:

Place of posting:  From(DD-MM-YYYY):

To(DD-MM-YYYY):  Upload File (only pdf less than 4 mb):  No file chosen

Sr.No	Designation	Pay Scale/Pay Band with Grade Pay/Research Grade Pay/Pay Level	Major Discipline of work experience	Nature of work	Organisation/Institute	Place of posting	Period		Document
							From	To	
1	Director	HAG + Scale (Rs 67,000-79,000).+10000.Level 15	Agricultural Extension		ICAR-Zonal Project Directorate -VIII (ZPD-VIII), Bangalore	Bangalore	2019-01-11	2020-04-30	<a href="#">View</a>
2	HOD	HAG + Scale (Rs 67,000-79,000).+10000.Level 15	Agricultural Extension		ICAR-Zonal Project Directorate -VIII (ZPD-VIII), Bangalore	Bangalore	2019-07-01	2019-10-31	<a href="#">View</a>
3	Professor	PB-4 (Rs 37,400-67,000).+10000.Level 14	Agricultural Extension		ICAR-Zonal Project Directorate -VIII (ZPD-VIII), Bangalore	Bangalore	2003-06-04	2019-06-30	<a href="#">View</a>

Figure 6. Employment Record

- In this page, you have to fill all the Record of your Employment like Designation, Pay Scale, Organization, Dates etc.



- You also need to upload the documents for the same.
- After filling the details, you have to click the “Add” button and all the details will be displayed at the bottom of the page.
- After checking all the details click on the “Next” button to move further to next section, which is “Research Experience” as shown in figure 7.

The screenshot displays the 'Research Experience' section of the Research Leadership Building System. The header includes the ICAR logo and the text 'Research Leadership Building System INDIAN COUNCIL OF AGRICULTURAL RESEARCH AGRICULTURAL EDUCATION DIVISION'. A navigation menu at the top lists 'Notification', 'Guidelines', 'Proforma', 'NOC', and 'User Manual'. The user profile 'N.S SHIVALINGE GOWDA' is visible in the top right.

The main content area is titled 'Research Experience' and contains a form for adding new projects. The form fields are:

- Type of Project:** A dropdown menu with 'Select' as the current value.
- Title of project:** A text input field.
- Level of Association:** A dropdown menu with 'Select' as the current value.
- From(DD-MM-YYYY):** A date picker showing 'dd----yyyy'.
- To(DD-MM-YYYY):** A date picker showing 'dd----yyyy'.
- Upload File (only size less than 4 mb):** A file upload button labeled 'Choose File' with the text 'No file chosen'.

At the bottom of the form are two green buttons: 'Add' and 'Next'.

Below the form is a table listing existing research projects:

Sr.No	Type of Project	Title of Project	Level of Association	Sponsoring Organisation	Sanctioned Budget for the funded projects	Duration		Document	Action
						From	To		
1	University/Institute funded	Agricultural Extension	PI	NA	NA	2014-01-01	2016-01-31	View	Delete

The footer contains the text 'Copyright © Education Portal 2017-2022' and a small upward arrow icon.

Figure 7. Research Experience

- In this page, you need to enter the details of your Research Experience like type of project, title of project, Level of Association etc.
- Also, upload the documents for the same.

- Click on “Add” after filling the details. You can view the details of your project at the end of the page.
- After checking the details click on the “Next” button to move further to next page that is “Teaching Experience-Courses Taught” as shown in figure 8.

The screenshot shows the 'Teaching Experience' section of the Research Leadership Building System. The header includes the ICAR logo and the text 'Research Leadership Building System INDIAN COUNCIL OF AGRICULTURAL RESEARCH AGRICULTURAL EDUCATION DIVISION'. The user is identified as N.S. Shivalinge Gowda. The left sidebar lists various scheme details, with 'Courses Taught' selected. The main form contains fields for 'Degree programme' (a dropdown menu), 'Course Title', 'Credit Hours', 'Credit load taken per year', and 'Year' (a dropdown menu). There are 'Submit' and 'Next' buttons. Below the form is a table with the following data:

Sr.No	Degree Programme	Degree Name	Course Title	Credit Hours	Credit load taken per year	Year	Action
1	Under Graduate		Agricultural Extension	80	25	2013	Delete

At the bottom, there is a copyright notice: 'Copyright © Education Portal 2017-2022'.

Figure 8. Courses Taught

- In this page, you will have to fill all the details of your degree programme like course title, credit hours, year, credit load etc.
- Click on the “Submit” button and you can view the details of your degree programme.
- After completely checking, the details click on the “Next” button to move further to “Student Guided” as shown in figure 9.

**Research Leadership Building System**  
INDIAN COUNCIL OF AGRICULTURAL RESEARCH  
AGRICULTURAL EDUCATION DIVISION

Notification Guidelines Proforma NOC User Manual

**N.S SHIVALINGE GOWDA** N.S Shivalinge Gowda

### Teaching Experience

#### Students guided (as major guide)

Name of student  Degree Programme

Year of completion  Recognition/Award to the Student

Sr.No	Name of student	Degree Programme	Year of completion	Recognition/Award	Action
1	Pryrak Kumar	Post Graduate	2017	Excellent	Delete

Copyright © Education Portal 2017-2022

Figure 9. Students Guided

- In this page you will have to fill the details of the students you have guided like name of the student, degree programme, year of completion, award etc.
- You can view the details entered by you after clicking on the “Submit” button.
- After completely filling the page, click on “Next” button to move further in the process.

**Research Leadership Building System**  
INDIAN COUNCIL OF AGRICULTURAL RESEARCH  
AGRICULTURAL EDUCATION DIVISION

Notification Guidelines Proforma NOC User Manual

N.S SHIVALINGE GOWDA

N.S Shivalinge Gowda

### Publications

List of Publication

S.No	Type of Publication	Total Number	Number during last five years
1	Research Paper (referred journals)*	79	14
2	Books (with ISBN No.)*	15	4
3	Book Chapter in books with ISBN No.*	456	26
4	Others (Teaching manuals/Extn. bulletins/e-resource etc.)*	15	
5	Total Citations*	26	
6	H-index*	45	
7	No. of Student Guided (M.Sc)*	6	
8	No. of Student Guided (PhD)*	4	

Copyright © Education Portal 2017-2022

Figure 10. Publications

- After filling the form “Students Guided” and clicking on the “Next” button, you will be directed to next page that is “Publications” as shown in figure 10.
- In this page, fill all the details regarding your research papers, book chapters, books etc.
- After filling all the details click on the submit button and then click on “Next” button to move further in the process.
- After publications, next page is “Awards and Recognitions” as shown in figure 11.

**Research Leadership Building System**  
 INDIAN COUNCIL OF AGRICULTURAL RESEARCH  
 AGRICULTURAL EDUCATION DIVISION

Notification Guidelines Proforma NOC User Manual

N.S SHIVALINGE GOWDA

N.S Shivalinge Gowda

### Awards & Recognitions

Awards/Recognitions

Type of Awards: Select  
 Name of Award:

Details of Award:   
 Year: -Select-

Awarding Organization:   
 Upload File (only pdf less than 4 mb): Choose File No file chosen

[Add](#) [Next](#)

Sr.No	Type of Awards	Name of Award	Details of Award	Year	Awarding Organization	Document	Action
1	National	Agricultural Extension	Best Research	2012	ICAR	<a href="#">View</a>	<a href="#">Delete</a>

Copyright © Education Portal 2017-2022

Figure 11. Awards & Recognitions

- Enter all the details related to your awards like type of award, name of award, details, awarding organization etc.
- Also, upload the document for the same.
- After filling this page, click on the “Add” button and you can view the details filled by you at the bottom of the page.
- Then click on the “Next” button to move further to the next page that is “Recognitions and Awards-Fellowship of National/International Academics” as shown in figure 12.

**Research Leadership Building System**  
INDIAN COUNCIL OF AGRICULTURAL RESEARCH  
AGRICULTURAL EDUCATION DIVISION

Notification Guidelines Proforma NOC User Manual

N.S. SHIVALINGE GOWDA

N.S. Shivalinge Gowda

### Awards & Recognitions

#### Fellowship of National/International Academies

Type of Fellowship:  Name of Fellowship:

Details of Fellowship:  Year:

Awarding Organization:  Upload File (only pdf less than 4 mb):

Sr.No	Type of Fellowship	Name of Fellowship	Details of Fellowship	Year	Awarding Organization	Document	Action
1	International	NSIF	Netaji Subhas International Fellowship	2015	ICAR	<a href="#">View</a>	<a href="#">Delete</a>

Copyright © Education Portal 2017-2022

Figure 12. Fellowship of National/International Academies

- In this page, you have to fill your fellowship details like Name of fellowship, Details of fellowship, year, Awarding Organization etc.
- Also, upload the document for the same in pdf format only.
- Click on the “Add” button and you can view the details at the bottom of the page.
- Click on the “Next” button to move further to “Patents and Copyrights” as shown in figure 13.

**Research Leadership Building System**  
INDIAN COUNCIL OF AGRICULTURAL RESEARCH  
AGRICULTURAL EDUCATION DIVISION

Notification Guidelines Proforma NOC User Manual

N.S SHIVALINGE GOWDA

N.S Shivalinge Gowda

### Awards & Recognitions

#### Patent/Copyrights

Type:  Title:

Details:  Registration Number:

Year:  Awarding Organization:

Upload File (only pdf less than 4 mb)  
 No file chosen


Sr.No	Type	Title	Details	Registration Number	Year	Awarding Organization	Document	Action
1	Patents	Core of Agricultural Extension	Agricultural Extension fast growth with Private organisation	1547854386	2007	ICAr	<a href="#">View</a>	<a href="#">Delete</a>

Copyright © Education Portal 2017-2022

Figure 13. Patents and Copyrights


- In this page, you will have to enter the details of patent/copyrights like type, title, details, registration number, details, year, awarding organization, remarks etc.
- Also, upload the document for the same.
- Click on the “Add” button and then click on the “Next” button to move further.
- After filling the details of Patents/Copyrights you will be directed to the next page that is “Training Conducted” as shown in figure 14.






# Research Leadership Building System

INDIAN COUNCIL OF AGRICULTURAL RESEARCH  
AGRICULTURAL EDUCATION DIVISION



Notification Guidelines Proforma NOC User Manual
N.S Shivalinge Gowda 

**N.S SHIVALINGE GOWDA**

SCHEMES

- Basic Details
- Scheme Details
- User Details
- Education Qualification
- Employment Record
- Research Experience
- Courses Taught
- Student Guided
- No. Of Publication
- Awards/Recognition
- Fellowship of Academies
- Patent/Copyrights
- Training Conducted

- Emeritus Professor
- Print Preview
- Final Submit

## Research Experience

### Training Conducted

Type of Training

Title of Training Role

From(DD-MM-YYYY)  To(DD-MM-YYYY)

Sr.No	Type of Training	Name of Training	Title of Training	Role	From	To	Action
1	Short Course	NA	Design of Experiment	Course Co-Director	2016-02-23	2016-03-07	<a href="#">Delete</a>

Copyright © Education Portal 2017-2022

Figure 14. Training Conducted

- After filling all the Basic Details you need to move to the next section that is “Emeritus Professor” as shown on Figure 15.

The screenshot displays the 'Research Leadership Building System' interface. At the top, the header includes the ICAR logo, the system name, and the organization's name: 'INDIAN COUNCIL OF AGRICULTURAL RESEARCH AGRICULTURAL EDUCATION DIVISION'. A navigation bar contains links for 'Notification', 'Guidelines', 'Proforma', 'NOC', and 'User Manual'. The user profile 'SHRI DHAR' is visible in the top right corner. A left sidebar menu lists various sections: 'SCHEMES' (with a sub-menu for 'Basic Details'), 'Scheme Details', 'User Details', 'Education Qualification', 'Employment Record', 'Research Experience', 'Courses Taught', 'Student Guided', 'No. Of Publication', 'Awards/Recognition', 'Fellowship of Academies', 'Patent/Copyrights', 'Training Conducted', 'Emeritus Professor', 'Print Preview', and 'Final Submit'. The main content area is titled 'Select Scheme' and contains a 'Scheme details' section with a dropdown menu labeled 'Select the scheme: \*' and the text '--Select Scheme--'. Below the dropdown are two buttons: 'Submit' and 'Next'. The footer of the page includes the copyright notice 'Copyright © Education Portal 2017-2022' and a small upward arrow icon.

Figure 15. Scheme Selection

- Under the menu option, “Emeritus Professor” you will have to select the scheme and click on “Submit”.
- After clicking on submit you will be directed to the next page that is “Publication Details - Best Ten Research Papers” as shown in figure 16.

**Research Leadership Building System**  
INDIAN COUNCIL OF AGRICULTURAL RESEARCH  
AGRICULTURAL EDUCATION DIVISION

Notification Guidelines Proforma NOC User Manual

N.S SHIVALINGE GOWDA

N.S Shivalinge Gowda

### Publication Details

List of best ten research papers with latest NAAS rating of journals more than 6

Type of Research paper:  Paper details:

NAAS Journal ID:  NAAS Score/Rating (above 6):

Citations:  Year:

Sr.No	Type of Research paper	Paper details	NAAS Journal ID	NAAS Score/Rating	Citations	Year	Action
1	International	Agricultural Extension with modern technology	154626	7.8	all	2007	Delete

Copyright © Education Portal 2017-2022

Figure 16. Publishing Details-Best Ten Papers

- In this page you will have to fill the details regarding your Research Papers like Type of paper, NAAS Journal ID etc.
- Click on “Add” and you will be able to view all the data filled at the bottom of the page.
- Then click on the “Next” button to move further in the process.

The screenshot shows the 'Publication Details' page in the Research Leadership Building System. The header includes the system name and the Indian Council of Agricultural Research (ICAR) Agricultural Education Division. The user is identified as N.S. Shivalinge Gowda. The page features a sidebar with navigation options like 'Basic Details', 'Emeritus Professor', and 'Print Preview'. The main content area contains a form for adding research publications with fields for 'Type of Research paper', 'Paper details', 'NAAS Journal ID', 'NAAS Score/Rating', 'Citations', and 'Year'. Below the form is a table listing the publications added.

**Publication Details**

List of Research Publications for the last five years along with their NAAS ratings

Type of Research paper: Select  
 Paper details:

NAAS Journal ID:   
 NAAS Score/Rating:

Citations:   
 Year: --Select Year--

Sr.No	Type of Research paper	Paper details	NAAS Journal ID	NAAS Score/Rating	Citations	Year	Action
1	National	Agricultural Extension importance	546166	8.8	all	2019	Delete

Copyright © Education Portal 2017-2022

Figure 17. Publication Details-Last five years

- In this page you have to fill the details regarding your research papers for the last five years like type of paper, NAAS ID etc.
- After filling the details you need to click on “Add” and you will be able to view all the data filled at the bottom of the page.
- Then click on the “Next” button to move further in the process.

Figure 18. Important Contribution

- In this page you need to fill the Important Contributions made in the last five years and that also not more than 500 words.
- Click on “Next” to move further.

Research Leadership Building System  
INDIAN COUNCIL OF AGRICULTURAL RESEARCH  
AGRICULTURAL EDUCATION DIVISION

Notification Guidelines Proforma NOC User Manual

N.S. SHIVALINGE GOWDA

N.S. Shivalinge Gowda

### Details of Agriculture Education programme & Major Scientific Achievements

Agriculture Education programme & Major Scientific Achievements

Agriculture Education Programme proposed to be undertaken:

Major Scientific Achievements:

Proposed Location : ICAR-Central Arid Zone Research Institute (CAZRI), Jodhpur

[Edit](#) [Update](#) [Next](#)

Copyright © Education Portal 2017-2022

Figure 19. Agriculture Education Programme

- In this page, you have to enter the details of Agriculture Education Programme and Major Scientific Achievements.
- Then click on the “Next” button and move further in the process.

The screenshot displays the 'Research Leadership Building System' interface. At the top, it identifies the user as N.S. Shivalinge Gowda. The main heading is 'Contemplation achieved as Emeritus Professor'. Below this, a text area prompts the user to describe what is contemplated to be achieved, with a 500-word limit. A text box contains the following text: 'Promotion and development of agro-based enterprises on the rural sector can play an important role in diversifying of economic activities and generation of employment opportunities for the rural youth ( Kumar and Singh, 2014). Mushroom cultivation is an emerging agri-'. Below the text box are three buttons: 'Edit', 'Update', and 'Next'. A sidebar on the left lists various schemes, with 'Contemplation Achieved' highlighted. The footer includes the copyright notice 'Copyright © Education Portal 2017-2022'.

Figure 20. Contemplation Achieved

- In this page, you have to fill the Contemplation Achieved in not more than 500 words.
- Click on the “Next” button and move to next category that is “Project Proposal” as shown in figure 21.



The screenshot displays the 'Project Proposal' form in the Research Leadership Building System. The header includes the ICAR logo and the text 'Research Leadership Building System INDIAN COUNCIL OF AGRICULTURAL RESEARCH AGRICULTURAL EDUCATION DIVISION'. The user 'N.S SHIVALINGE GOWDA' is logged in. The form contains input fields for Semester, Courses to be taught, Achievable Targets, and Quantifiable Outputs, with 'Add' and 'Next' buttons. Below the form is a table with 6 rows of data.

Sr.No	Semester	Courses to be Taught	Achievable Targets	Quantifiable Outputs	Action
1	I	Agricultural Extension	Implementation of NFC	5	Delete
2	II	NFC Modern	Multiple Mutation of NFC	5	Delete
3	III	Implication of National Food Security Act	Performance of rupee after implementaion	5	Delete
4	IV	Operational definition of Socio-economic status	SES and Extent of Participation	5	Delete
5	V	Methodology of Socioeconomic	Methodologies of social economics	5	Delete
6	VI	Results and Discussions	Overall distribution pf SES and EOP	10	Delete

Figure 21. Project Proposal

- Enter the details of the project proposal like semester, targets, outputs etc.
- You can view the details entered at the bottom of the page.
- If you do not want to enter any detail then leave the columns empty and automatically the portal will take NA.
- Click on the “Next” button to move to next option that is “Expected Outcome” as shown in figure 22.

The screenshot displays the 'Research Leadership Building System' interface. At the top, it features the logo of the Indian Council of Agricultural Research (ICAR) and the Agricultural Education Division. The user is identified as N.S. Shivalinge Gowda. The main content area is titled 'Project Proposal' and contains a form for 'Expected Outcome'. The form has a text input field with the value 'Implementing the NFS Act'. Below the input field are three buttons: 'Edit', 'Update', and 'Next'. A left-hand navigation menu lists various sections such as 'Basic Details', 'Emeritus Professor', and 'Expected Outcome'. The footer includes the copyright notice 'Copyright © Education Portal 2017-2022'.

Figure 22. Expected Outcome

- In the page “Expected Outcome”, you have to enter the details of the outcome.
- If you do not want to enter any detail then leave the column empty and automatically the portal will take NA.
- Click on the “Next” button and move to next option to view your complete application.
- Now after filling all the details you have to move to next page that is “Details of Assignment, International Exposures & Trainings” as shown in figure 23.

**Research Leadership Building System**  
INDIAN COUNCIL OF AGRICULTURAL RESEARCH  
AGRICULTURAL EDUCATION DIVISION

Notification Guidelines Proforma NOC User Manual

**N.S SHIVALINGE GOWDA** N.S Shivalinge Gowda

### Details of Assignments, International Exposures & Trainings

Special Assignments/International Exposures/Trainings under gone

Type:  Title:

Details:  Year:

Upload File (only pdf less than 4 mb)  
 No file chosen

Sr.No	Type	Title	Details	Year	Document	Action
1	Assignment	Agricultural Extension	Implementation of NFS Act	2009	<a href="#">View</a>	<a href="#">Delete</a>

Copyright © Education Portal 2017-2022

Figure 23. Details of Assignment

- In this page you need to fill the details regarding your assignments, international exposures and trainings.
- Also upload the documents for the same.
- Click on the “Add” button and you can view the details filled by you at the bottom of the page.
- Click on the “Next” button to move further to next page that is “Transferrable Technologies” as shown in figure 24.

The screenshot displays the 'Research Leadership Building System' interface. At the top, it identifies the user as N.S. Shivalinge Gowda. The main section is titled 'Transferable Technologies Developed' and contains a form with the following fields: 'Title of technology', 'Client', 'Year' (a dropdown menu currently showing '-Select-'), and 'Revenue generated'. Below the form are 'Add' and 'Next' buttons. A table below the form lists existing entries:

Sr.No	Title of technology	Client	Year	Revenue generated	Action
1	Research Leadership Building System	ICAR	2018	25000000	Delete

At the bottom of the page, there is a copyright notice: 'Copyright © Education Portal 2017-2022'.

Figure 24. Transferrable Technologies

- In this page you have to fill the details of the Technologies Developed like Title, Client, Year, Revenue etc.
- Click on the “Add” button and you can view the details filled by you at the bottom of the page.
- Click on the “Next” button to move further to next category that is “Print Preview” as shown in figure 25.

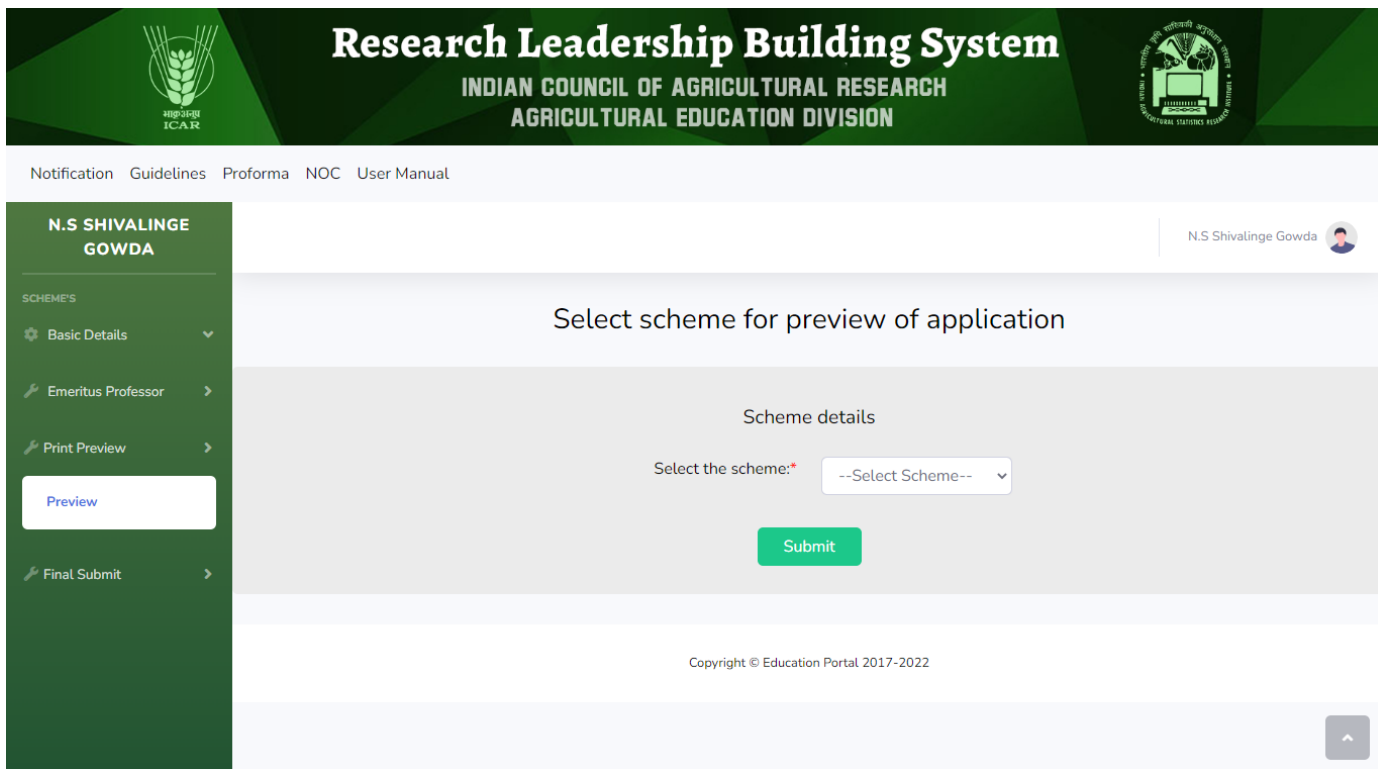


Figure 25. Selecting Scheme

- After clicking on the Print Preview you need to again select the scheme to move further.
- After clicking on “Submit” you can view your completely filled application as shown in Figure 26.

Profile - Part A (Summary)

1. Name in 20 Character limit: \_\_\_\_\_

2. Designation(s) and Place of work(s): \_\_\_\_\_

3. Date of Birth: \_\_\_\_\_

4. Designation: \_\_\_\_\_

5. Academic/Research/Programs attended to be undertaken: \_\_\_\_\_

6. What is contemplated to be achieved as an Emerita Professor (not more than 500 words): \_\_\_\_\_

7. Most important contributions made in the last five years (not more than 500 words): \_\_\_\_\_

8. Awards/Recognitions (Details):

Year	Type of Publication	Total Number	Number during last five years
1	International Journals	0	0
2	Books (Auth/Co-Auth)	0	0
3	Book Chapters/Book Reviews/Chapters	0	0
4	Others (Including International Publications)	0	0
5	Patent/Invention	0	0
6	IP Rights	0	0
7	Non-Refereed Journals (NRI)	0	0
8	Non-Refereed Journals (NRI)	0	0

9. Teaching Experience & Recognition for teaching of any (Select teacher award):

Year	Name of student	Designation	Year of award	Recognized by
1	_____	_____	_____	_____

10. Number of Courses Taught:

Year	Designation	Course Title	Total Hours	Total hours per year
1	_____	_____	_____	_____

11. Number of students guided:

Year	Ph.D. students	M. Tech. students
1	_____	_____

12. Patent/Invention development/Invention with details:

Year	Type	Title	Details	Registration Number	Year	Issuing Organization	Status
1	_____	_____	_____	_____	_____	_____	_____

13. Current details:

13.1 Present Mailing Address: \_\_\_\_\_

13.2 Past permanent Address: \_\_\_\_\_

13.3 Present Faculty Address: \_\_\_\_\_

13.4 E-mail Address: \_\_\_\_\_

Registration of Applicant

Profile - Part B (Bio-data)

1. Date of superannuation: \_\_\_\_\_

2. Past year which superannuated: \_\_\_\_\_

3. Last salary drawn for: \_\_\_\_\_

4. Pay Scale: \_\_\_\_\_

5. Basic: \_\_\_\_\_

6. Gross: \_\_\_\_\_

7. Employment Record from the date occupying Professor/Principal Scientist or equivalent position (Total Years):

Year	Organization	Post/Designation	Year of joining	Year	Year	Year	Year
1	_____	_____	_____	_____	_____	_____	_____
2	_____	_____	_____	_____	_____	_____	_____
3	_____	_____	_____	_____	_____	_____	_____

8. Special assignments/International exposure/Trainings under gone:

Year	Type	Title	Details	Year	Status
1	_____	_____	_____	_____	_____

9. Major awards/achievements/International:

Year	Name of Award	Year of Award	Issued by	Year	Status
1	_____	_____	_____	_____	_____

10. List of Research publications of the candidate along with their HRAIS category (B & above):

Year	Year of Journal	Year of Journal	HRAIS Category	Year	Status
1	_____	_____	_____	_____	_____

11. Brief account of teaching and research done during the preceding 5 years: \_\_\_\_\_

12. Research Publications for the last five years along with their HRAIS category:

Year	Year of Journal	Year of Journal	HRAIS Category	Year	Status
1	_____	_____	_____	_____	_____

13. Honorary/Research/Recognitions received:

Year	Name of Award	Year of Award	Issued by	Year	Status
1	_____	_____	_____	_____	_____

14. Transferable technologies developed:

Year	Title of technology	Year	Year	Status
1	_____	_____	_____	_____

Registration of Applicant

Profile - Part C (Project Proposal)

1. Proposed Location: \_\_\_\_\_

2. Duration: \_\_\_\_\_

Year	Year	Year	Year	Year	Year	Year	Year
1	_____	_____	_____	_____	_____	_____	_____
2	_____	_____	_____	_____	_____	_____	_____
3	_____	_____	_____	_____	_____	_____	_____
4	_____	_____	_____	_____	_____	_____	_____
5	_____	_____	_____	_____	_____	_____	_____

3. Expected outcome/Implications for the project: \_\_\_\_\_

Registration of Applicant

Signature of the Head of the University/Institute where the programme is proposed to be taken up

Figure 26. Preview of Filled Application

### Important:

- After viewing your complete application, click on “PRINT” button and save the file as pdf in your system, then you will have to SIGN the application and SIGN of the Head of Authority is needed in the application.

- After signing it and making it signed from the Head, you need to scan the application.
- After scanning the “signed” application, you need to upload it under the option “**FINAL SUBMIT**” which is visible under the “Preview Application” as shown in Figure 27.

The screenshot shows the 'Research Leadership Building System' interface for N.S. Shivalinge Gowda. The header includes the ICAR logo and the text 'INDIAN COUNCIL OF AGRICULTURAL RESEARCH AGRICULTURAL EDUCATION DIVISION'. A navigation bar contains 'Notification', 'Guidelines', 'Proforma', 'NOC', and 'User Manual'. The left sidebar lists 'SCHEMES' with options: 'Basic Details', 'Emeritus Professor', 'Print Preview', 'Final Submit', and a 'Submit Application' button. The main content area features a red note: 'Note: Mandatory for the person's who are in service. Upload the duly signed copy of the NOC. NOC will be available on the menubar of your profile.' Below this is an 'Upload the NOC:' section with a 'Choose File' button and 'No file chosen' text. Another red note states: 'Upload the duly signed copy of the print preview page. Your application will be considered only after uploading the file in pdf form.' This is followed by an 'Upload the application:' section with another 'Choose File' button and 'No file chosen' text. A green 'Submit' button is located at the bottom right of the main content area. The footer contains 'Copyright © Education Portal 2017-2022' and a scroll-up arrow.

Figure 27. Final Submit

- You need to upload the NOC and your signed and scanned copy of your complete application under this option that is “Final Submit”.
- You can download the format of NOC under the tab named “NOC” as shown in the figure 27. After downloading you can fill the form and get it signed from the concerned authority and can upload the same under “Final Submit”.

**Note: Make sure you upload the signed and scanned copy under the menu option” Final Submit” otherwise; your application will remain incomplete and it will not be submitted.**

**Note: You can edit your details in the application until it is finally submitted in the “Final Submit” option. No changes can be made after uploading the scanned document and submitting it.**











































